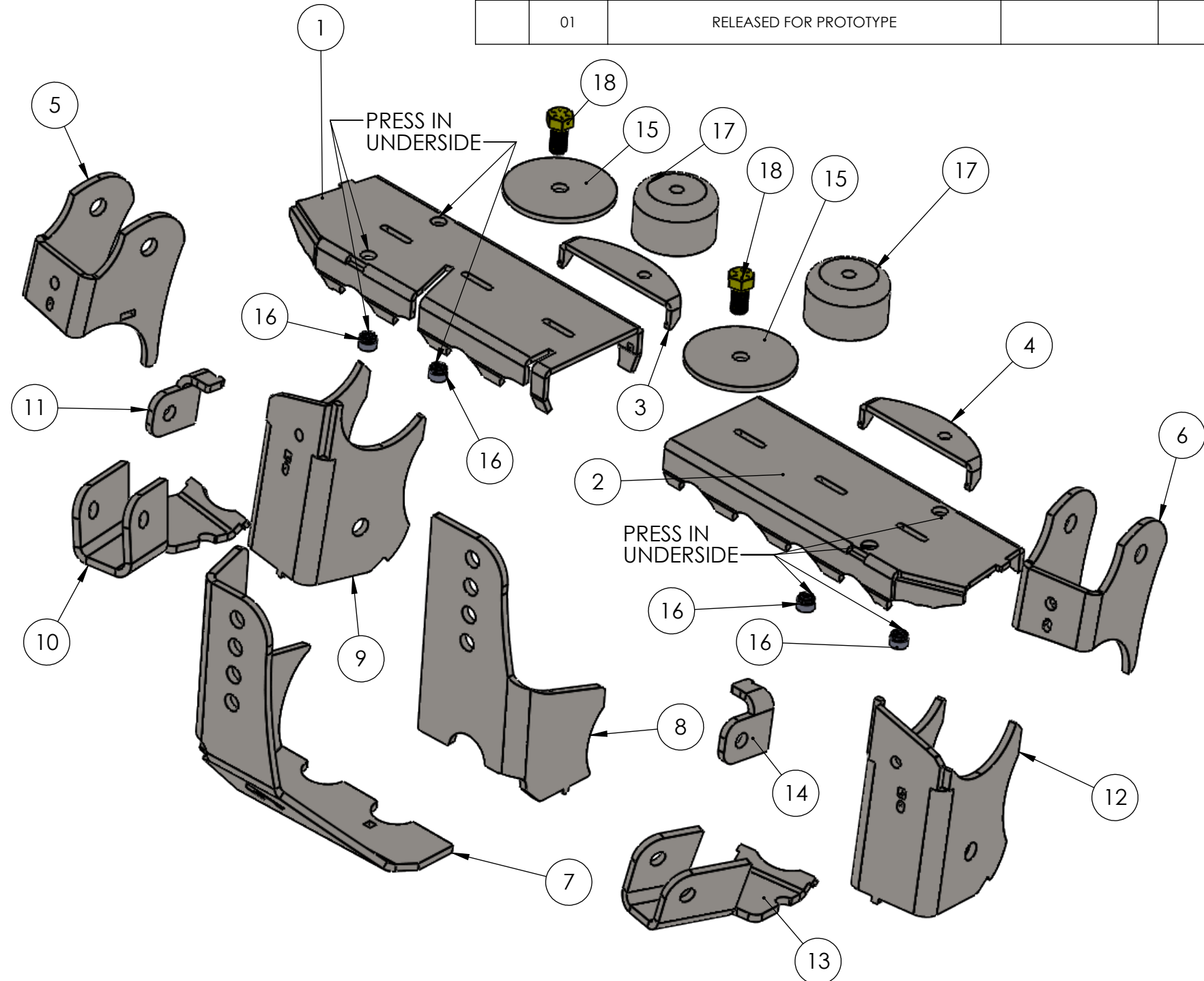




REVISIONS				
ZONE	REV.	DESCRIPTION	DATE	APPROVED
	01	RELEASED FOR PROTOTYPE		

ITEM NO.	PART NUMBER	QTY.
1	JL6831-1 V2	1
2	JL6831-2 V2	1
3	JL6831-3 V2	1
4	JL6831-4 V2	1
5	JL6831-5 V2	1
6	JL6831-6 V2	1
7	JL6831-7 V2	1
8	JL6831-8 V2	1
9	JL6831-9 V2	1
10	JL6831-10 V2	1
11	JL6831-11 V2	1
12	JL6831-12 V2	1
13	JL6831-13 V2	1
14	JL6831-14 V2	1
15	JL6831-15	2
16	HW0043	4
17	TU6050 coil puck	2
18	HW0065	2



HW0043 PRESS NUTS INSTALLED ON INSIDE OF -1 AND -2

- NOTES:
 1. MATERIAL:
 2. HEAT TREATMENT:
 3. FINISH:

 585 N. 700W Suite C North Salt Lake, UT 84054  THIRD ANGLE PROJECTION	PER ASME Y14.5-2009		SEE GD&T HIERARCHY Y14.5-2000 BY TEC-EASE INC. WRITTEN BY DON DAY FOR GD&T COMMON COMMUNICATION REFERENCE. WWW.TEC-EASE.COM	
	APPROVALS	DATE		
	DRAWN BY:			
	CHECKED BY:			
UNLESS OTHERWISE SPECIFIED: DIMENSIONS ARE IN: INCHES [MM] TOLERANCES NOT SHOWN: DECIMALS .XX [-X] .01 [0.25] ANGLES 1° .XXX [-.XX] .005 [0.13] WEIGHT: LBS				SIZE B
PROPRIETARY AND CONFIDENTIAL THE INFORMATION CONTAINED IN THIS DRAWING IS THE SOLE PROPERTY OF ARTEC INDUSTRIES. ANY REPRODUCTION IN PART OR AS A WHOLE WITHOUT THE WRITTEN PERMISSION OF ARTEC INDUSTRIES. IS PROHIBITED.		DWG. NO. JL6831 BOM	REV 01	
SCALE: 1:4		DO NOT SCALE DRAWING	SHEET 1 OF 1	

ARTEC INDUSTRIES