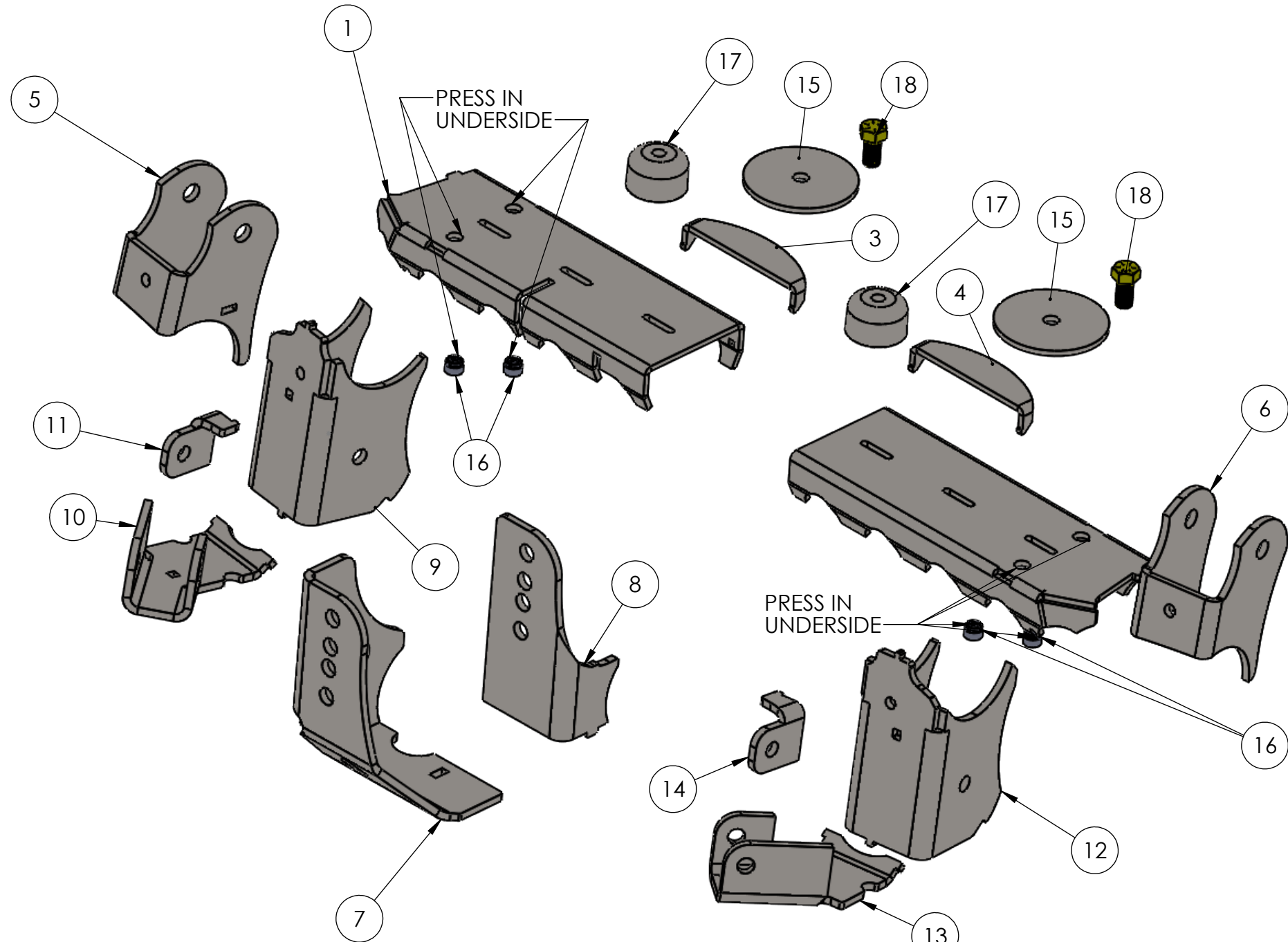

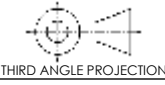


ITEM NO.	PART NUMBER	QTY.
1	JK6115-1 V2	1
2	JK6115-2 V2	1
3	JK6115-3 V2	1
4	JK6115-4 V2	1
5	JK6115-5 V2	1
6	JK6115-6 V2	1
7	JK6115-7 V2	1
8	JK6115-8 V2	1
9	JK6115-9 V2	1
10	JK6115-10 V2	1
11	JK6115-11 V2	1
12	JK6115-12 V2	1
13	JK6115-13 V2	1
14	JK6115-14 V2	1
15	JK6115-15	2
16	HW0043	4
17	TU6051 JK coil puck	2
18	HW0065	2



HW0043 PRESS NUTS INSTALLED ON INSIDE OF -1 AND -2

- NOTES:
 1. MATERIAL:
 2. HEAT TREATMENT:
 3. FINISH:

 585 N. 700W Suite C North Salt Lake, UT 84054  THIRD ANGLE PROJECTION	PER ASME Y14.5-2009 APPROVALS _____ DATE _____ DRAWN BY: _____ CHECKED BY: _____		SEE GD&T HIERARCHY Y14.5-2000 BY TEC-EASE INC. WRITTEN BY DON DAY FOR GD&T COMMON COMMUNICATION REFERENCE. WWW.TEC-EASE.COM		
	UNLESS OTHERWISE SPECIFIED: DIMENSIONS ARE IN: INCHES [MM] TOLERANCES NOT SHOWN: DECIMALS .XX [-X] .01 [0.25] ANGLES 1° .XXX [-.XX] .005 [0.13] WEIGHT: _____ LBS		SIZE B	DWG. NO. JK6115 BOM	REV 01
	PROPRIETARY AND CONFIDENTIAL THE INFORMATION CONTAINED IN THIS DRAWING IS THE SOLE PROPERTY OF ARTEC INDUSTRIES. ANY REPRODUCTION IN PART OR AS A WHOLE WITHOUT THE WRITTEN PERMISSION OF ARTEC INDUSTRIES. IS PROHIBITED.		SCALE: 1:4	DO NOT SCALE DRAWING	SHEET 1 OF 1

ARTEC INDUSTRIES